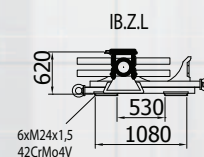
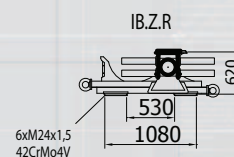
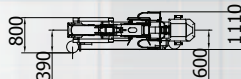
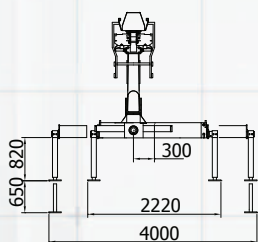
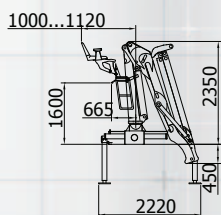
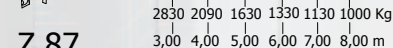
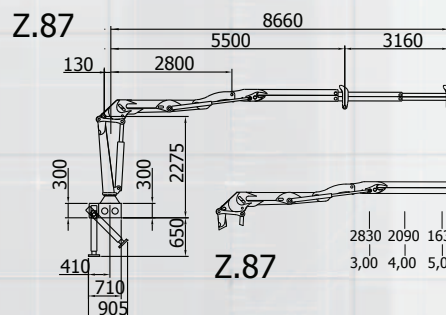
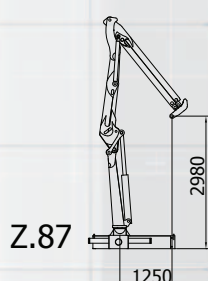
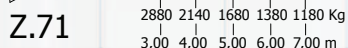
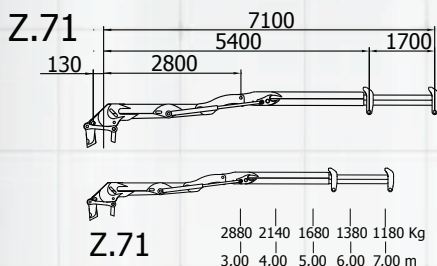
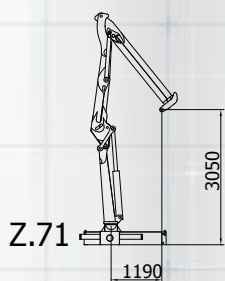


IB 90.Z71/Z87

www.icarbazzoli.com



CARATTERISTICHE TECNICHE / Technical features

Momento di carico netto / Max moment

Coppia di rotazione netto / Net rotation torque

Angolo di rotazione / Rotation angle

Sbraccio massimo / Max overhang

Pressione di esercizio / Service pressure

Portata raccomandata della pompa 1k o 2k / Recommended flow of the pump 1k o 2k

Peso del caricatore \ gru (escluso attrezzature terminali)

Weight of the crane (without terminal equipments)

IB9000.Z71

IB9000.Z87

86 KNm

85 KNm

24 KNm

24 KNm

400°

400°

7,10 m

8,70 m

220 Bar

220 Bar

1x90 lt/min - 2x70 lt/min

1x90 lt/min - 2x70 lt/min

1900 Kg / 7,10 m

2000Kg / 8,70 m